


BRIMAR SIGN SIZE CHART

Most common sign sizes and shapes. Other shapes and sizes available as custom

Machinery Safety Labels


Actual Size / Scale 100%



**ISO 3864-2 2002
ANSI Z535.4 2002
& 2007 Label
Size: 2.284 x 2"
Mat. / Size Code: PF**



**ISO 3864-2 2002
ANSI Z535.4 2002
& 2007 Label
Size: 3.426 x 3"
Mat. / Size Code: PF**



**ISO 3864-2 2002
ANSI Z535.4 2002
& 2007 Label
Size: 4.568 x 4"
Mat. / Size Code: PF**

These Circles are also available in 10" and 14" height

BRIMAR SIGN SIZE CHART

Most common sign sizes and shapes. Other shapes and sizes available as custom

Machinery Safety Labels

Actual Size / Scale 100%



**ISO 3864-2 2002
ANSI Z535.4 2002
& 2007 Label
Size: 2"
Mat. / Size Code: PF**



**ISO 3864-2 2002
ANSI Z535.4 2002
& 2007 Label
Size: 3"
Mat. / Size Code: PF**



**ISO 3864-2 2002
ANSI Z535.4 2002
& 2007 Label
Size: 4"
Mat. / Size Code: PF**

These Circles are also available in 10" and 14" dia.

BRIMAR SIGN SIZE CHART

Most common sign sizes and shapes. Other shapes and sizes available as custom

Machinery Safety Labels

Actual Size / Scale 100%



ANSI Z535.4 2002 Label

Size: 1-3/4 x 2-1/2"

Mat. / Size Code: FF



ANSI Z535.4 2002 Label

Size: 3-1/2 x 5"

Mat. / Size Code: GF

BRIMAR SIGN SIZE CHART

Most common sign sizes and shapes. Other shapes and sizes available as custom

Machinery Safety Labels

Actual Size / Scale 100%



Arrow Label
Size: 2-1/2 x 1-3/4"
Mat. / Size Code: KG



Arrow Label
Size: 5 x 3-1/2"
Mat. / Size Code: AA



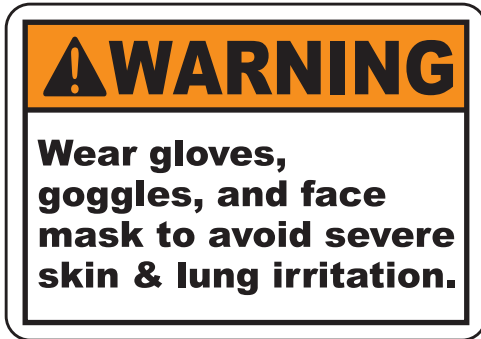
Octagon Label
Size: 4 x 4"
Mat. / Size Code: MG

BRIMAR SIGN SIZE CHART

Most common sign sizes and shapes. Other shapes and sizes available as custom

Machinery Safety Labels

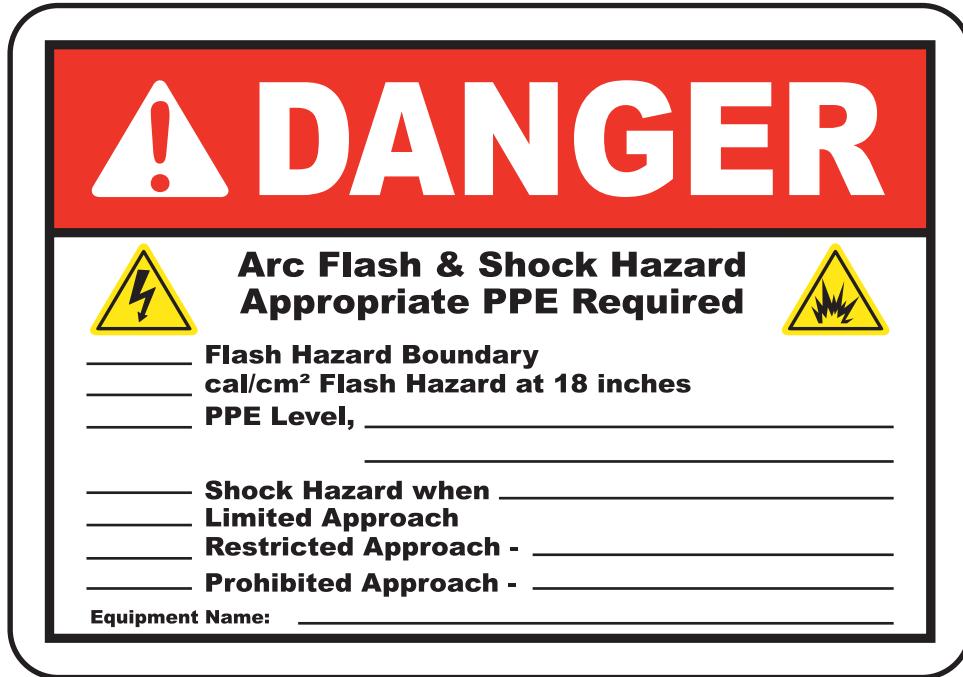
Actual Size / Scale 100%



ANSI Z535.4 2002 & 2007 Label

Size: 2-1/2 x 1-3/4"

Mat. / Size Code: AF



ANSI Z535.4 2002 & 2007 Label

Size: 5 x 3-1/2"

Mat. / Size Code: AA & JF

BRIMAR SIGN SIZE CHART

Most common sign sizes and shapes. Other shapes and sizes available as custom

Machinery Safety Labels

Actual Size / Scale 100%



ANSI Z535.4 2002 & 2007 Label

Size: 3 x 1-3/8"

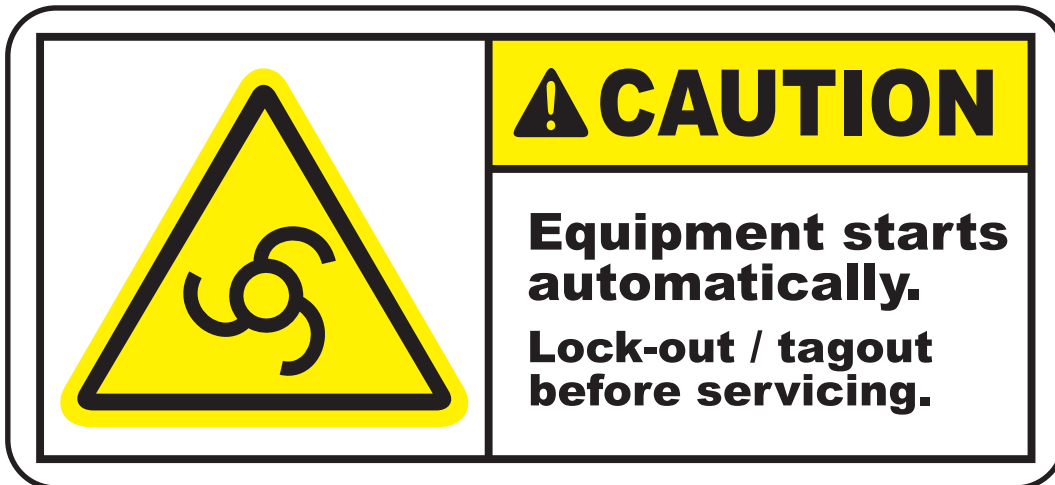
Mat. / Size Code: AF



ANSI Z535.4 2002 & 2007 Label

Size: 4-1/4 x 1-7/8"

Mat. / Size Code: BF



ANSI Z535.4 2002 & 2007 Label

Size: 5-1/2 x 2-1/2"

Mat. / Size Code: CF

BRIMAR SIGN SIZE CHART

Most common sign sizes and shapes. Other shapes and sizes available as custom

Machinery Safety Labels

Actual Size / Scale 100%



ANSI Z535.4 2002 & 2007 Label

Size: 4-3/4 x 1-3/8"

Mat. / Size Code: DF



ANSI Z535.4 2002 & 2007 Label

Size: 6-3/8 x 1-7/8"

Mat. / Size Code: EF

BRIMAR SIGN SIZE CHART

Most common sign sizes and shapes. Other shapes and sizes available as custom

Machinery Safety Labels

Actual Size / Scale 100%



CEMA Label
Size: 3 x 6"
Mat. / Size Code: SF



CEMA Label
Size: 5 x 2-1/2"
Mat. / Size Code: QF